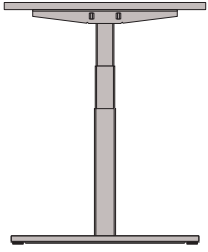


SYMBIOTE

Height Adjustable Table Collection



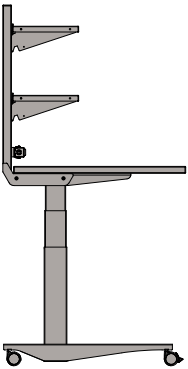
Symple



Best for: Lab adjacent spaces providing more capacity than office furniture tables
Capacity: 350 pounds, evenly distributed
Adjustability: Electric
Travel Ranges: 26". 19-45" high
Surface: Depth: 24-30-36" x Length: 48-60-72-84-96"



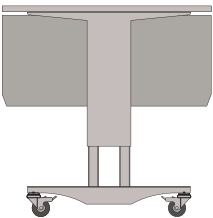
ErgoStat Pro




Best for: Light duty work with riser frame need
Capacity: 250 pounds, evenly distributed
Adjustability: Electric or Battery
Travel Ranges: 26 inches, 22½"-48½"
Riser Frame: 29 inches of component adjustment above surface
Surface: Depth: 24-30-36" x Length: 36-42-48-60-72"



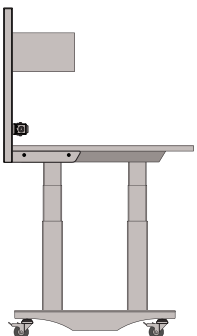
Tetrad



Best for: Process Table, storage dense applications
Capacity: 880 pounds, evenly distributed
Adjustability: Treaded Fasteners
Travel Ranges: 6". 30-36"
Surface: Depth: 24-30-36" x Length: 48-60-72-96"



Fortis Pro



Best for: Medium duty height adjustable bench
Capacity: 600 pounds, evenly distributed
Adjustability: Electric
Travel Ranges: 26 inches, 23"-49¼"
Riser Frame: 29 inches of component adjustment above surface
Surface: Depth: 30-36" x Length: 48-60-72"





Furnishing the world's BioTech, Education, Health, Security and Tech Labs since 1982.